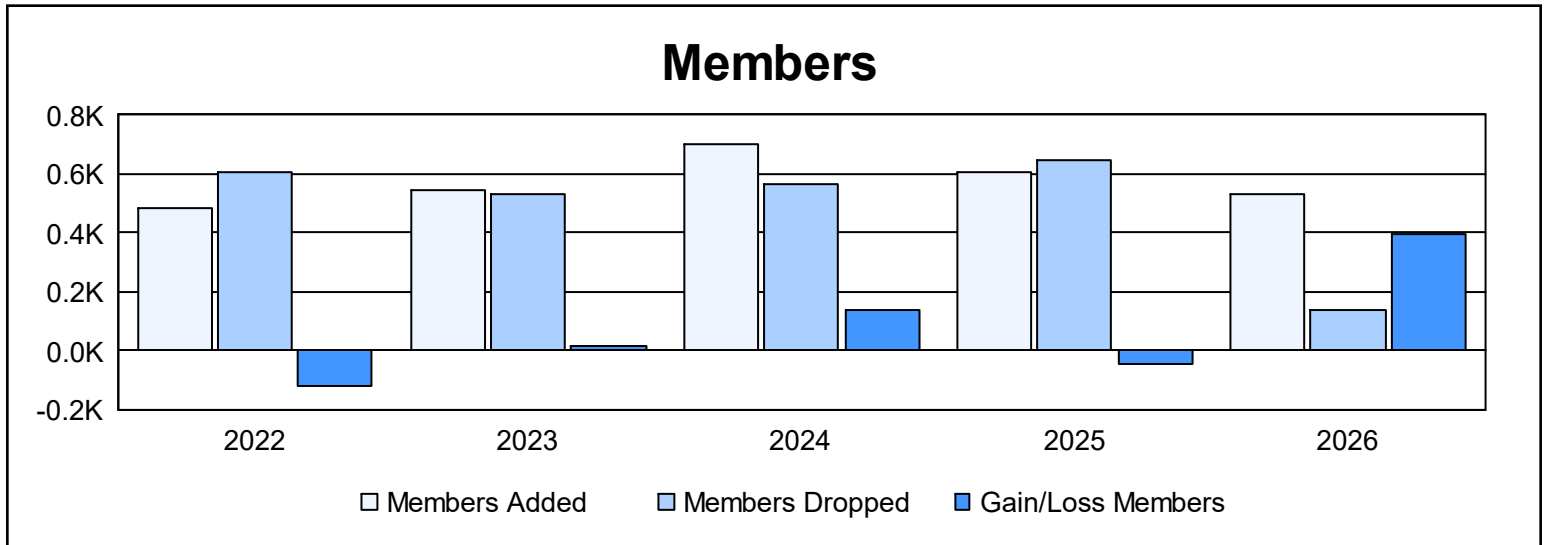
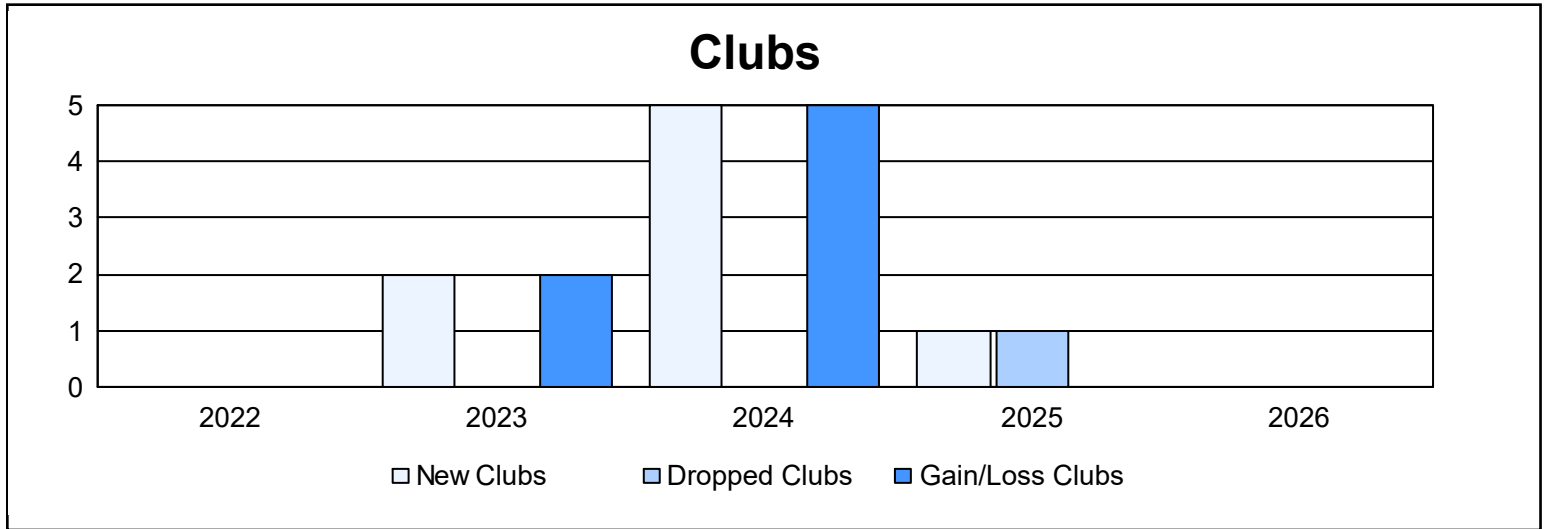
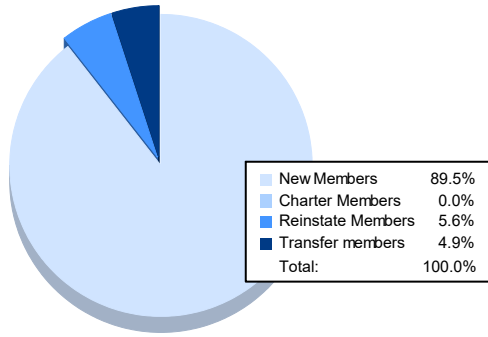


Year	New Clubs	Dropped Clubs	Gain/ Loss Clubs	New Members	Charter Members	Reinstate Members	Transfer Members	Total Member Added	Total Members Dropped	Gain/ Loss Members
2021-2022	0	0	0	442	4	25	15	486	604	-118
2022-2023	2	0	2	431	66	33	18	548	533	15
2023-2024	5	0	5	545	101	38	20	704	567	137
2024-2025	1	1	0	522	15	23	43	603	650	-47
2025-2026	0	0	0	478	0	30	26	534	140	394
<b>Average</b>	<b>2</b>	<b>0</b>	<b>1</b>	<b>484</b>	<b>37</b>	<b>30</b>	<b>24</b>	<b>575</b>	<b>499</b>	<b>76</b>



### Membership Composition April 2026 Cumulative



### Gender Composition April 2026 Cumulative

